

# Direct Incorporation of Rare SCF<sub>2</sub>CF<sub>2</sub>H and SCF<sub>3</sub> Motifs Using Electrophilic Reagents

Nagamani Lakshman, "PRAKASH RAYALA, UDAY BHASKARAO MARADANA

*"Assistant professor,  
Department of BS&H,  
Visakha Institute of Engineering & Technology,  
Division, GVMC, Narava, Visakhapatnam, Andhra Pradesh.*

## ABSTRACT

*Since fluoroalkylthioether groups exhibit unique physicochemical and pharmacokinetic properties, they have attracted a lot of interest in the drug research sector. Compounds with bioactivity, however most studies have focused Materials that can be found in SCF<sub>3</sub> and SCF<sub>2</sub>H. Here, two electrophilic reagents generated from saccharin have been shown for the synthesis Neither the SCF<sub>2</sub>CF<sub>2</sub>H nor the SCF<sub>2</sub>CF<sub>3</sub> motif is present in many different sequences. What I saw was their responsesm Numerous techniques for performance analysis, multigame-scale investigations, and derivatization are among those that have been explored. Nucleophiles may be found in nature or manufactured in a lab.*

## INTRODUCTION

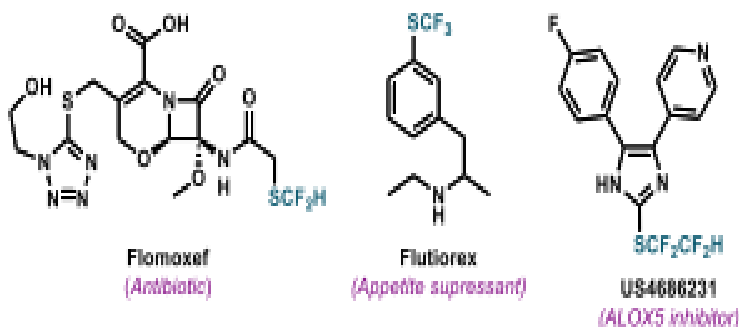
The ability to modify and improve the physicochemical characteristics of compounds synthesized using fluoroalkyl

motifs have shown to be of great use in a number of subfields of chemistry, including synthetic, medicinal, and agricultural chemistry. Altered molecular structures. There has been a rise in the acceptance of the so-called in recent years (1). In an effort to identify a solution, researchers have been looking at fluorinated emergent motifs<sup>2</sup>. Alternatives to the conventional CF<sub>3</sub> and F format substituents. The role of thiofluoroalkyl motifs is vital in this massive ecosystem. Due to the establishment of the (SRF), Combinations including sulphur and fluoroalkyl chains tend to be stable and effective. Because of its high electro negativity, a compound containing three fluorine atoms is very reactive. This halogen's high electrical density, chunky, water-repellent bits. Only four of these are typically covered in a course on medicinal chemistry. Interesting since they're connected to better metabolic elements that are resistant to degradation and can traverse

the cellular membrane and the blood-brain barrier to boost drug absorption. Potential picks among the applicants. When fluoroalkyl groups are added to thioethers, several additional advantages are realized. There aren't many molecules with a Hansch lipophilicity of 0.88 compared to SCF<sub>3</sub>. Not only do these communities serve as "gateway communities" for its members (1.44), but they also give members with access to supplementary resources. Fluorinated sulfides, sulfonamides, and sulfoximines are all widely used and well-liked derivatives. When all of these seven areas are considered together, they a break with tradition and a fresh start bioactive chemical enhancements that are already accessible (Figure 1A). For many years, potential fluoro alkylthiolating agents/protocols at the moment. 13, 14

fluoroalkylation has been a standard procedure in the creation of SRF motifs. By using SRF to cut through the SH, S2, SC1, or SCN molecule Here we see the second part of Figure 1B. Nonetheless, 8 this method is late-stage fictionalization potential despite limited made by adding a sulphur "handle" to the initial molecule. For this reason Then fluoroalkylthiolating reagents (and similar direct, one-pot Alternatives to traditional procedures Modifications to the operational parts due to a CS break (Middle right of Figure 1B) 9 There are several reports, but the majority using the terms nucleophilic, electrophilic, radical, and oxidative to describe a chemical reaction. Only SCF<sub>3</sub> and SCF<sub>2</sub>H, and only in that order, are shown as

A. Drugs containing SCF<sub>3</sub> and SCF<sub>2</sub>H motifs & the homologation equivalent SCF<sub>2</sub>CF<sub>2</sub>H



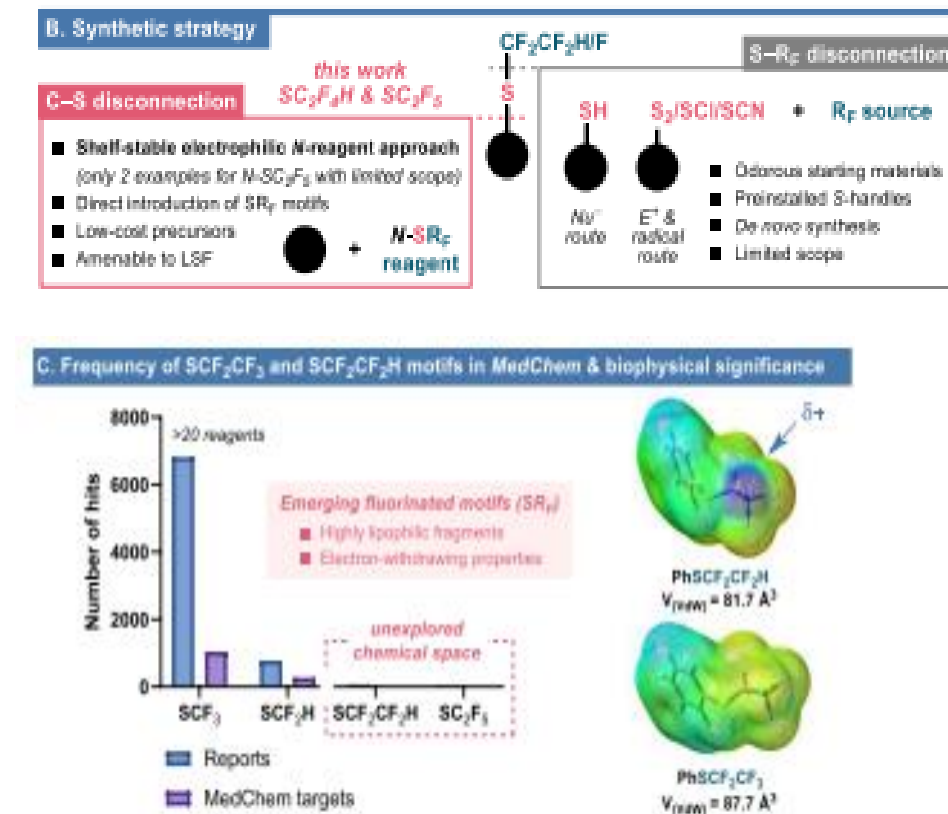


Fig. 1 Fluoroalkylthioether-containing pharmaceuticals (A). Separation of RSRF motifs and synthetic approaches to (B). See subsection (C) below for further details on the implementation of certain SRF motifs and MedChem. Targets. Insights into the Biophysical Function of  $SCF_2CF_3$  and  $SCF_2CF_2H$  hits with motif10,11 from the Relays database system.

Adding a halide, tosylate, mesylate, or alcohol to the  $SCF_2CF_3$  motif constitutes a nucleophilic substitution. The second possibly useful part of  $SCF_2CF_2H$  has recently been the focus of work. Methods to further tetrafluoroethylation<sup>21,22</sup>. To this

day, however, it is difficult to move tetrafluoroethylthioether units from one place to another uncharted.<sup>23</sup>

## RESULTS AND DISCUSSION

Making Brand-New Reagents Possible. We concentrated on imides- and sulfide-based reagents in an attempt to design electrophilic reagents that can transfer the aforementioned thiofluoroalkyl chains. Sulfonamide-based scaffolding. The three-part triad of N, S, and RF is a typical These reagents are made using conventional

nucleophilic using a thiolate salt or N-Cl molecule (for SCF<sub>3</sub>) Precursors such as 24 or N-SCl or AgCF<sub>2</sub>H (for SCF<sub>2</sub>H). 13 Those fluoroalkyl thiols with shorter chains tend to be more stable than those with longer ones. Techniques for flushing off -fluoride from the system. 25 Therefore, the whole of our first tests using locally synthesized M<sup>+</sup>SC<sub>2</sub>F<sub>5</sub>, where M<sup>+</sup> = Ag<sup>+</sup> Cu<sup>+</sup>, NMe<sub>4</sub><sup>+</sup>) 26 people were deemed ineligible (Figure 2A). After considering these, Therefore, we purposefully altered our synthetic strategy by The Addition of an Electrophile The Suppressed Resonant Field (SRF) Syntons are a useful tool for the completion of electrophilic reagents (Figure 2B). Chlorination of 27 therefore available and readily acquired Sulfenyl groups were accessible through two benzyl thioethers, 1,1,2,2-tetrafluoroethyl 1a and pentafluoroethyl 1b. Sodium, Potassium, and Sodium Chloride, It interacted with 28 distinct imides, and Sulfonamide salts are used to make the N-reagents 2a- 8a. 8.b which includes saccharine, phenyl phthalimide, succinimide, and sulfonamides are one class of drugs that are leaving the market. Importantly, the building blocks of this synthetic method are easily accessible. Materials, therefore it's great for boosting response sizes (by as much as 52

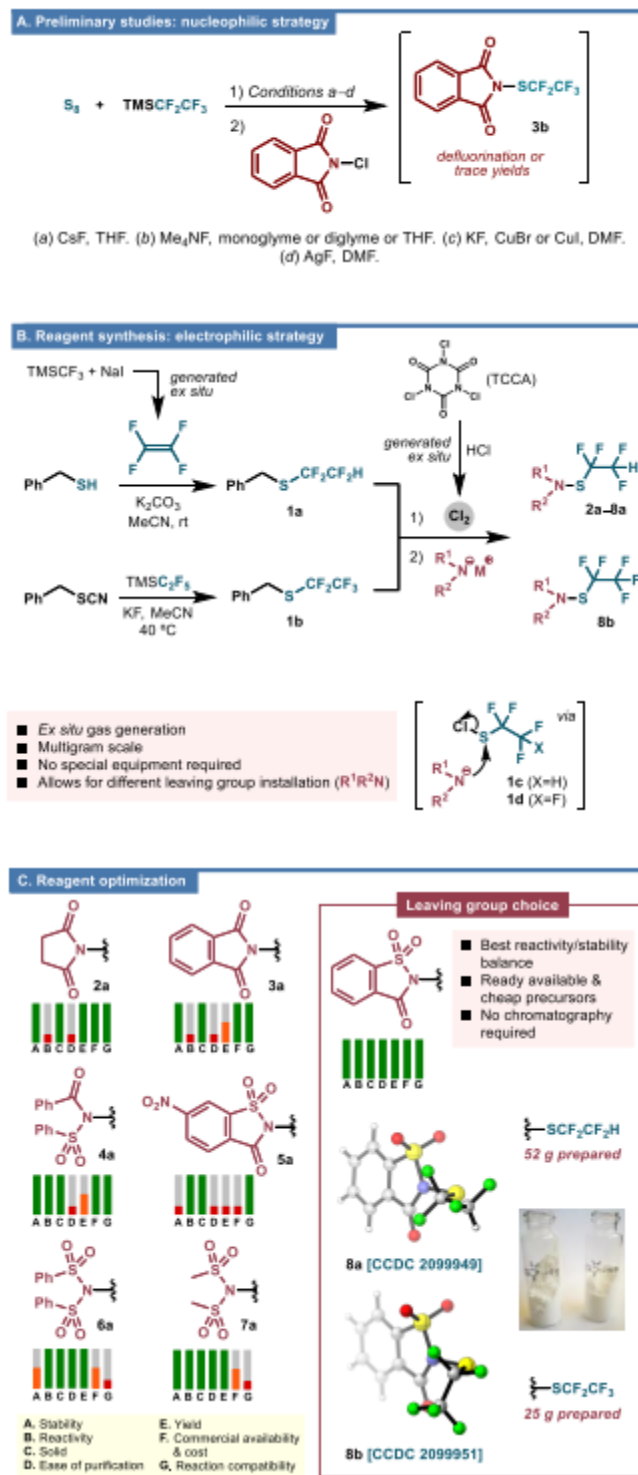


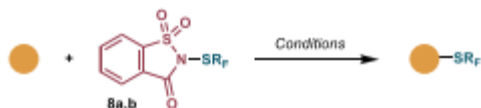
Figure 2 depicts the first efforts to create reagent 3b from SCF<sub>2</sub>CF<sub>3</sub> using the usual nucleophilic approach (A). The reagents

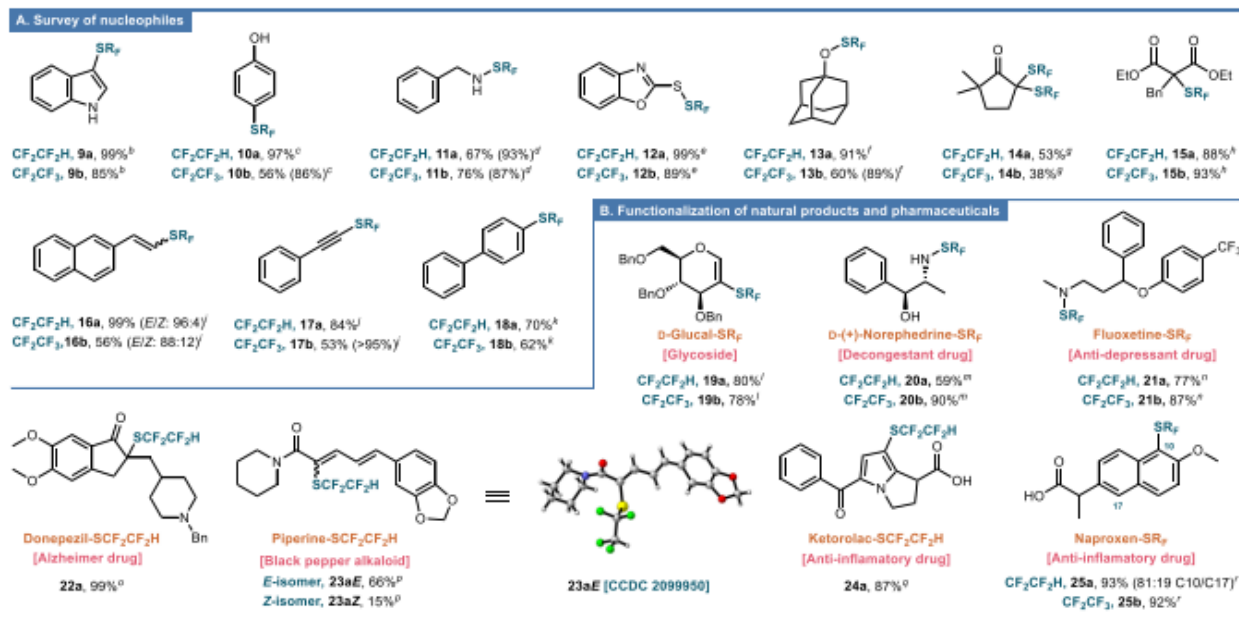
SCF<sub>2</sub>CF<sub>2</sub>H 2a8a and SCF<sub>2</sub>CF<sub>3</sub> 8b may be accessed through the umpolung (electrophilic) pathway. The secret is C-coded reagents that have been optimised. For further information, please refer to the Supplemental Resources. TMS is an abbreviation for trimethylsilyl. These molecules have the formula C<sub>3</sub>H<sub>8</sub>NO<sub>3</sub>.

It was in g that they produced the 8a. We weighed the reagent's synthetic yield, reactivity, stability, and cost to determine which one would serve our purposes best (SI, Table S1) (SI, Table S1). Similar to sugar-SCF<sub>2</sub>CF<sub>2</sub>H 8a, sugar-SCF<sub>2</sub>CF<sub>3</sub> Overall, the best performance was seen in Group 8b (Figure 2C). Substances that are

very toxic abound shown to be very stable not just in the solid state but also solution, as proven by differential scanning calorimetric Differential scanning calorimetric and thermogravimetry analyses (TGA) Preliminary Studies on Solvent Stability (Supplementary Information, Figures S1–S3). Action Range. Provided they have the right tools, a first step in the research process was collecting and analyzing a set of representative nucleotides to establish that it was even possible to do the work.

Scheme 1. (A) Scope of Nucleophiles and (B) Functionalization of Natural Products and Pharmaceuticals





People who are devoted to a certain cause (Scheme 1A). To start, we checked whether 8a and N-H indole were compatible with a variety of solvents, from chlorinated to parietic, polar to parietic. Performance is unaffected by the use of no polar solvents. The reaction may yield >95% of its product, 9a, at the highest (SI, Figure S4). 9a was therefore synthesized by reacting N-H indole in CH<sub>2</sub>Cl<sub>2</sub> with 8a,b. after 1 hour of heating at 40 °C (99%) or 24 hours of heating at 40 °C (85%). respectively. When performing a chemical reaction using phenol, it is necessary to TfOH increased the levels of expression of both 10a (97%) and 10b (86%). Next, we compared the benefits and drawbacks of several nucleophiles in Sulfur-nitrogen-oxygen linkages. 29 So, we obtained products 11a (93%) and 11b (87%)

from the benzylamine reaction. when left out at ambient temperature for an hour, the reaction with 2- instant availability of 12A-mercaptobenzoxazole disulfides (99%) and 12b (89%). Chemical reactions involving phenol needed the presence of a protic, first findings on electrophilic reagent activation with an activating acid because alcohols are often used as nucleophiles, a Hydroxyl groups are deprotonated with the aid of an exogenous base (such as Et<sub>3</sub>N). Provide the results you're after and pull their weight in the process. Consequently, adamantol 1 hour later, both Derivatives 13a (91%) and 13b (89%). making use of Et<sub>3</sub>N as a room-temperature solvent. Impacts of It wasn't hard to get hold of 2,2-dimethylcyclopentanone enolate. The double substitution yields two forms, 14a

(representing 53% of the total) and 14b (representing 38% of the total). Attempts to get the monosubstituted product in a desirable manner flopped because to the increased sensitivity of the Conjoint agent with a single substituting middleman. Is there a reaction between diethyl benzylmalonate and sodium hydride? (NaH). 15a and 15b were able to reach 88% and 93% of their potential, respectively, because of both 8a and b. respectively. Similarly to how alkenes may function as nucleophiles, evidence from the 2-vinylnaphthalene addition reaction the whittling-down process that allowed for the development of E/Z pairs (up to 96:4) SCF<sub>2</sub>CF<sub>2</sub>H is mostly 16a (99%) and 16b (56%). Effects of 8a on phenyl acetylene without Due to the CuBr reaction, the intended byproduct did not develop. 8a,b are the products of an alkynes n-BuLi reaction. Both a 17a (probability of 84%) and 17b (>95%) were picked. Similar to how old you are synthesized by reacting 4-bromobiphenyl with an organ lithium precursor. When lithium was used in place of bromine, elements 18a (70%) and 18b were produced. Following another reaction with 8a, b, the proportion was increased to 62%.<sup>30</sup>.

By demonstrating our reagents' use with a variety of model nucleophiles, we were able to assess their potential for direct/late-stage modification of natural products. Drugs and medications (Scheme 1B). 31 The aforementioned is a necessary initial step Benzyl protected D-glacial likewise responded well to the addition/elimination method, producing products 19a (80%) and 19b (78%). 32 Despite SCF<sub>2</sub>CF<sub>3</sub> and Since they are composed of SCF<sub>2</sub>CF<sub>2</sub>H groups, their influence on conformation is less dramatic. D-locals with two substitutions are more common than their alkyl (e.g., CF<sub>2</sub>CF<sub>3</sub>, CF<sub>3</sub>) there is a connection between the two, according to the diagnostic coupling research. There are three constants in life. When J=3,4 = 4.4–4.6 Hz, and when 3 The intermediate frequency, denoted by the formula J<sub>4,5</sub> = 55.8 Hz, is rather common. There was a distortion of uniformity around the number 5. Supplemental Figures S7, 33, and 34 H4.

Adaptability to changing conditions and the capacity to generate novel shapes as a result of expansion. By the end of the day, using various unprotected and N-Me protected indoles, multigram-scale reactions (20 mmol) yielding up to 99% of the relevant SCF<sub>2</sub>CF<sub>2</sub>H-analogues 9a, 26a, and 27a

were achieved. Reaction crudes are far more refined than conventional crudes (see Fig. 3A). Furthermore, it's possible that the only changes are in 8a and saccharine levels.

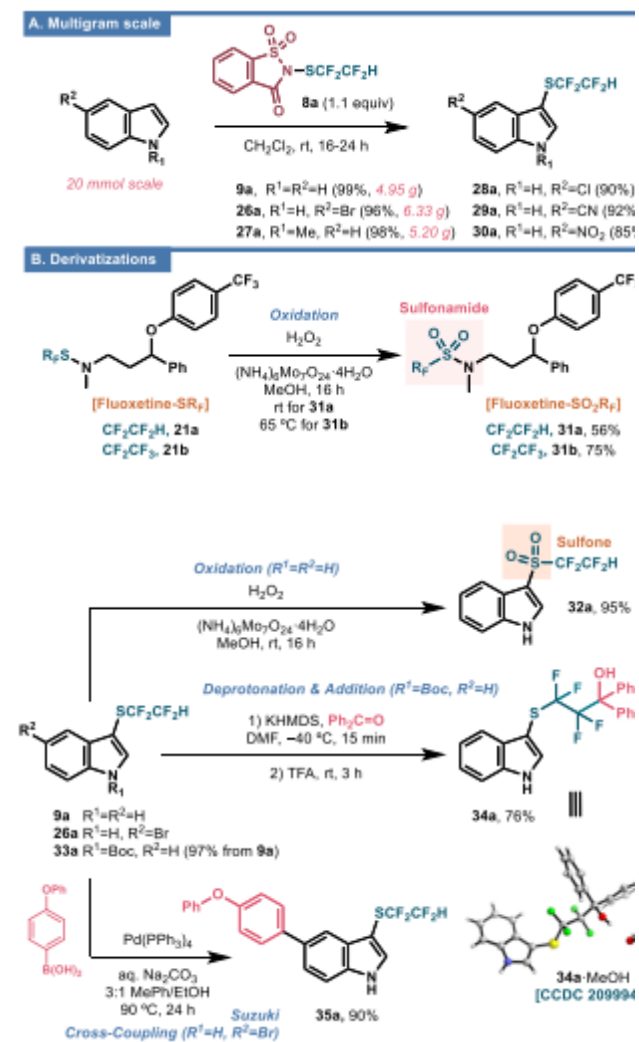


Figure 3 (A) shows tetrafluoroethylthio indoles being prepared on a multigram scale, and (B) shows derivatization reactions. The Supplemental Information may be consulted for more information. TFA stands for trifluoroacetic acid; HMDS stands for

hexamethyldisilazane; and Boc stands for tert-butoxycarbonyl.

The truth is that it may be totally removed by washing with when dissolved in Na<sub>2</sub>CO<sub>3</sub>. There were five replacements, all new. Analogs were available in the form of Cl-, CN-, and NO<sub>2</sub>-modified indoles. Moreover, evidence from positions 28a30a accounts for 92% of the total. It's been our experience that our chemicals are generally well-tolerated and compatible across all functional classes.

## CONCLUSION

Two novel reagents have been disclosed recently for direct insertion of rare SCF<sub>2</sub>CF<sub>2</sub>H and SCF<sub>2</sub>CF<sub>3</sub> motifs. The synthesis of these electrophilic agents entails three stages. Technologies based on commonly accessible and low-cost parts, you may use the multigram scale as a tool to get there. Electrophonic becoming well-known after being implemented in a number of contexts electron-rich compounds, such as amines, alcohols, and thiols The group of (hetero)aromatic compounds known as alkenes, 1,3-diesters, phenols, ketones, and terpenes structures similar to organolithium compounds, such as organolithium alkynes



and arenes The functionality and aesthetics of the improved system The ease of purification is further supported by medications, the forms of which might vary from the simple to the raw, organic stuffs without any added chemicals. Implications and by-products on a microscopic scale deprotonation, deprotonation, and sulfonamide derivatization / desulfonylation / using SCF<sub>2</sub>CF<sub>2</sub>H as a component of electrophiles and ortho it has also been shown that metals may mediate reactions. We ultimately, we're hoping this research will open up exciting new avenues for discovering and developing novel medicines. Development of better agricultural chemicals by incorporating new fluorinated themes into current natural goods and active primary components.

## REFERENCES

- (1) (a) Bhutani, P.; Joshi, G.; Raja, N.; Bachhav, N.; Rajanna, P.; Bhutani, H.; Paul, A.; Kumar, R. U.S. FDA Approved Drugs from 2015–June 2020: A Perspective. *J. Med. Chem.* 2021, 2339–2381. (b) Inoue, M.; Sumii, Y.; Shibata, N. Contribution of Organofluorine Compounds to Pharmaceuticals. *ACS Omega* 2020, 5, 10633–10640. (c) Ogawa, Y.; Tokunaga, E.; Kobayashi, O.; Hirai, J.; Shibata, N. Current Contributions of Organofluorine Compounds to the Agrochemical Industry. *iScience* 2020, 23, No. 101467. (d) Richardson, P. Fluorination Methods for Drug Discovery and Development. *Expert Opin. Drug Discovery* 2016, 11, 983–999. (e) Yerien, D.; Bonesi, S.; Postigo, A. Fluorination Methods in Drug Discovery. *Org. Biomol. Chem.* 2016, 14, 8398–8427. (f) Zhou, Y.; Wang, J.; Gu, Z.; Wang, S.; Zhu, W.; Aceña, J.; Soloshonok, V.; Izawa, K.; Liu, H. Next Generation of Fluorine-Containing Pharmaceuticals, Compounds Currently in Phase II–III Clinical Trials of Major Pharmaceutical Companies: New Structural Trends and Therapeutic Areas. *Chem. Rev.* 2016, 116, 422–518. (g) Gillis, E.; Eastman, K.; Hill, M.; Donnelly, D.; Meanwell, N. Applications of Fluorine in Medicinal Chemistry. *J. Med. Chem.* 2015, 58, 8315–8359. (h) Wang, J.; Sánchez-Roselló, M.; Aceña, J.; del Pozo, C.; Sorochinsky, A.; Fustero, S.; Soloshonok, V.; Liu, H. Fluorine in Pharmaceutical Industry: Fluorine-Containing Drugs Introduced to the Market in the Last Decade (2001–2011). *Chem. Rev.* 2014, 114, 2432–2506. (2) Cahard, D.; Ma, J.-A. Emerging Fluorinated Motifs: Synthesis, Properties, and

*Applications*; Wiley-VCH: Weinheim, 2020.

(3) (a) Ni, C.; Hu, M.; Hu, J. *Good Partnership Between Sulfur and Fluorine: Sulfur-Based Fluorination and Fluoroalkylation Reagents for Organic Synthesis*. *Chem. Rev.* 2015, 115, 765–825.

(b) Ilardi, E.; Vitaku, E.; Njardarson, J. *Data-Mining for Sulfur and Fluorine: An Evaluation of Pharmaceuticals to Reveal Opportunities for Drug Design and Discovery*. *J. Med. Chem.* 2014, 57, 2832–2842. (4) (a) Smart, B. *Fluorine Substituent Effects (on Bioactivity)*. *J. Fluorine Chem.* 2001, 109, 3–11. (b) Yagupol'skii, L.; Il'chenko, A.; Kondratenko, N. *the Electronic Nature of Fluorine-Containing Substituents*. *Russ. Chem. Rev.* 1974, 43, 32–47.

(5) Johnson, B.; Shu, Y.; Zhuo, X.; Meanwell, N. *Metabolic and Pharmaceutical Aspects of Fluorinated Compounds*. *J. Med. Chem.* 2020, 63, 6315–6386. (6) Xu, X.; Matsuzaki, K.; Shibata, N. *Synthetic Methods for Compounds Having CF<sub>3</sub>-S Units on Carbon by Trifluoromethylation, Trifluoromethylthiolation, Triflylation, and Related Reactions*. *Chem. Rev.* 2015, 115, 731–764. (7) (a) Krishnamurti, V.; Barrett,

C.; Prakash, G. *Synthesis and Applications of Fluorinated Sulfoxides (RSORF) and Sulfones (RSO<sub>2</sub>RF)*. In *Emerging Fluorinated Motifs: Synthesis, Properties, and Applications*; Wiley-VCH: Weinheim, 2020; pp 477–549; (b) Chaabouni, S.; Lohier, J.; Barthelemy, A.; Glachet, T.; Anselmi, E.; Dagousset, G.; Diter, P.; Pégot, B.; Magnier, E.; Reboul, V. *One-Pot Synthesis of Aryl- and Alkyl S-Perfluoroalkylated NH-Sulfoximines from Sulfides*. *Chem. – Eur. J.* 2018, 24, 17006–17010. (c) Shen, X.; Hu, J. *Fluorinated Sulfoximines: Preparation, Reactions and Applications*. *Eur. J. Org. Chem.* 2014, 4437–4451.